

How To Use Micro-Pak® Enhanced Anti-Mold Products

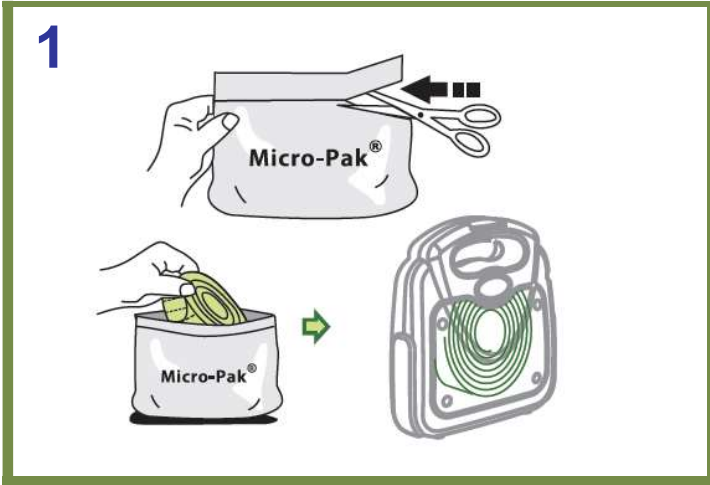
邁可達® 防霉產品使用說明書

Athletic Shoes Packed In Boxes Using Micro-Pak® Stickers

運動鞋 - 使用邁可達®防霉片獨立包裝於盒內

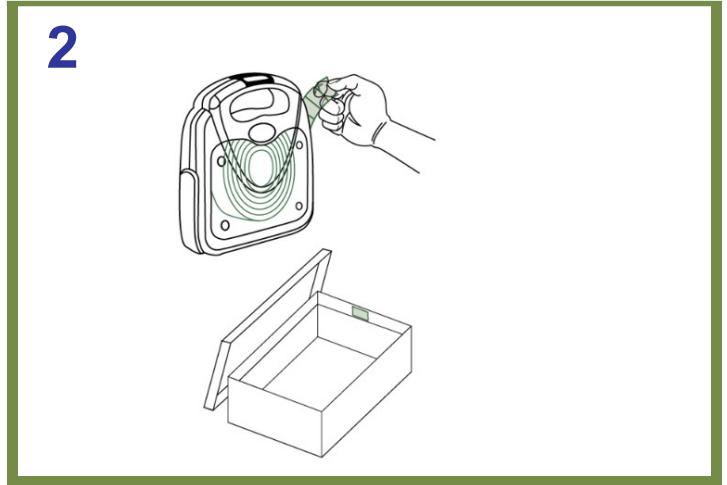
Micro-Pak® Enhanced Anti-Mold Stickers and Sheets are easy to use. Just follow these simple steps:

邁可達® 防霉片及防霉紙使用方法簡易, 只須按照以下簡單的步驟:



Open Micro-Pak® Stickers foil pouch.
Remove roll of Micro-Pak® Stickers and place them in the Micro-Pak® dispenser box.

請開啟邁可達®防霉片卷錫紙袋。取出邁可達®防霉片卷並置於邁可達®膠盒內。



At time of final packing, one piece of Micro-Pak® Sticker should be placed on the upper short side of the box base for children's, ladies' and men's shoes.

最後包裝過程時, 請取出一張邁可達®防霉片, 童鞋、女鞋及男鞋包裝盒需貼一片防霉片於鞋盒的短邊位置。

Two pieces of Micro-Pak® Stickers should be used for booties and boots. The stickers should be attached on each upper short side opposite to each other.

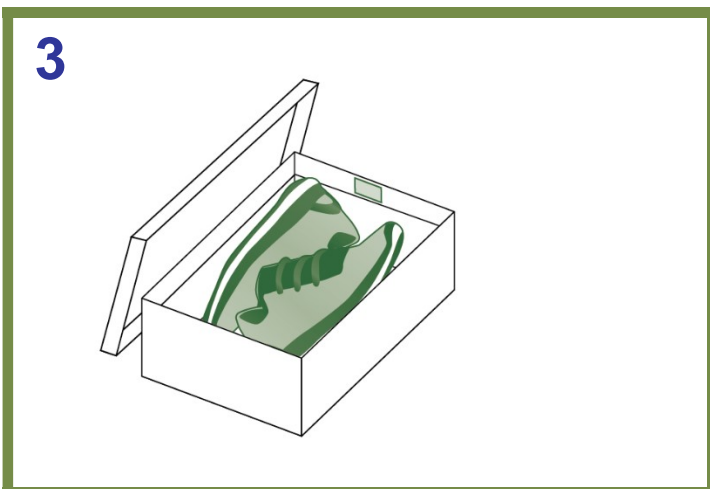
長筒靴及鞋靴需使用兩片防霉片。請把防霉片分別貼於鞋盒每邊的短邊位置。

REMARKS

This is general usage recommendation and additional Micro-Pak® sheets and stickers may be required depending on materials, conditions and history of problems. Please contact Micro-Pak in case of further questions. Please always refer to your Customer' orders for special packing instructions.

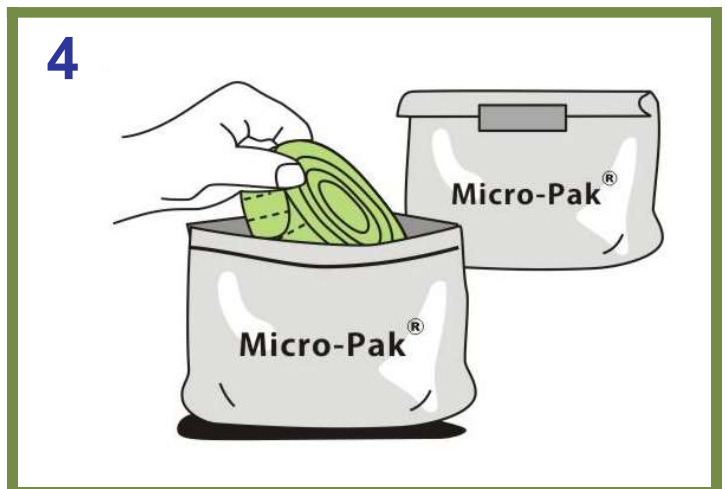
備註

此使用建議只作一般參考之用, 使用額外的邁可達®防霉片或邁可達®防霉紙數量需根據所用材料、生產情況及過往紀錄而定。如有問題, 請向邁可達有限公司查詢。請以客人之特定包裝要求為準。



The box should be closed immediately after putting the sticker on the box base and not reopened.

請貼上邁可達®防霉片後立刻把鞋盒蓋上及切勿再開啟。



Any unfinished rolls of Micro-Pak® Stickers should be placed back in the foil pouch and closed with tape for use as soon as possible.

請把待用的邁可達®防霉片存放於錫紙袋內並用膠紙密封。