

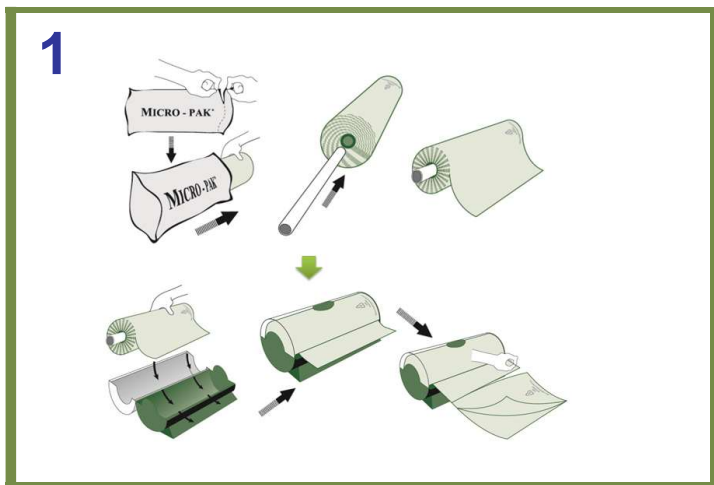
How To Use Micro-Pak® Enhanced Anti-Mold Products

邁可達® 防霉產品使用說明書

Shoes Packed In Master Polybags 30-40 Pair Per Polybag 鞋 - 多件包裝 (30-40雙)

Micro-Pak® Enhanced Anti-Mold Stickers and Sheets are easy to use. Just follow these simple steps:

邁可達® 防霉片及防霉紙使用方法簡易, 只須按照以下簡單的步驟:



Open Micro-Pak® Sheet foil pouch. Remove roll of Micro-Pak® PE Sheets, fit into the roller and place in the Micro-Pak® Sheet dispenser box.

請開啟邁可達®防霉紙錫紙袋。取出邁可達®防霉紙卷，套入綠色膠棒，並置於邁可達®防霉紙膠盒內。



At time of final packing, one piece of 60cm x 40cm Micro-Pak® Sheet should be used for each 10 pair with the sheets placed flat inside the polybag together with the shoes.

最後包裝過程時，請取出一張60厘米x40厘米邁可達®防霉紙，在包裝膠袋內需每十雙鞋子之間平放一張防霉紙。

One piece should be placed at the top of the polybag and one piece at the bottom and one in between every ten pair.

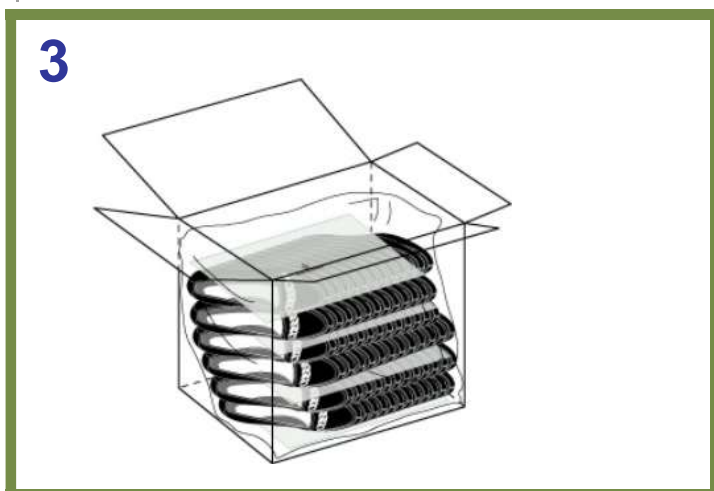
包裝膠袋內的最面層及最底層需各平放一張防霉紙，而每十雙鞋之間需再平放一張防霉紙。

REMARKS

This is general usage recommendation and additional Micro-Pak® sheets and stickers may be required depending on materials, conditions and history of problems. Please contact Micro-Pak in case of further questions. Please always refer to your Customer' orders for special packing instructions.


備註

此使用建議只作一般參考之用，使用額外的邁可達®防霉片或邁可達®防霉紙數量需根據所用材料、生產情況及過往紀錄而定。如有問題，請向邁可達有限公司查詢。請以客人之特定包裝要求為準。



Place the item being packed inside the carton and close the carton as quickly as possible.

將已包裝好的產品放入紙箱內，並盡快封箱。



Any unfinished rolls of Micro-Pak® Sheets should be placed back in the foil package and closed with tape for use as soon as possible.

請把待用的邁可達®防霉紙存放於錫紙袋內並用膠紙密封。