

How To Use Micro-Pak® Enhanced Anti-Mold Products

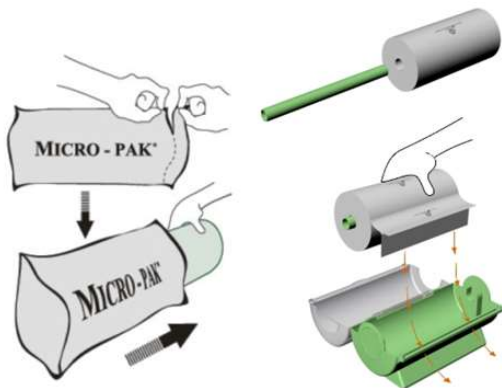
邁可達® 防霉產品使用說明書

Swimwear (Folded) - Multi Packed in Master Polybag 泳褲 (摺疊) - 多件包裝

Micro-Pak® Enhanced Anti-Mold Stickers and Sheets are easy to use. Just follow these simple steps:

邁可達® 防霉片及防霉紙使用方法簡易, 只須按照以下簡單的步驟:


1



Open Micro-Pak® Sheet foil pouch. Remove roll of Micro-Pak® PE Sheets, fit into the roller and place in the Micro-Pak® Sheet dispenser box.

請開啟邁可達®防霉紙錫紙袋。取出邁可達®防霉紙卷，套入綠色膠棒，並置於邁可達®防霉紙膠盒內。

2



At time of final packing, three pieces of 25cm x 25cm Micro-Pak® Sheet should be placed flat at the bottom, in the middle and on top of each section of products and put inside the master polybag.

最後包裝過程時，請取出三張25厘米x25厘米邁可達®防霉紙，分別放在每疊產品的底部、中間及表面，並平放進包裝膠袋內。

Do not fold or crumple the sheet.

切勿將防霉紙對摺或弄皺。

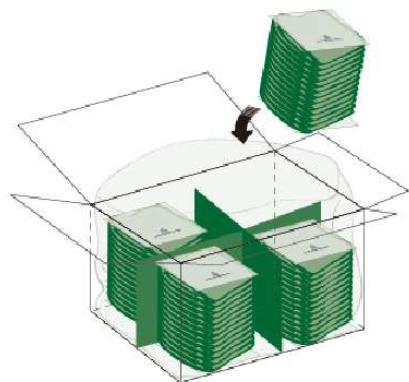
REMARKS

This is general usage recommendation and additional Micro-Pak® sheets and stickers may be required depending on materials, conditions and history of problems. Please contact Micro-Pak in case of further questions. Please always refer to your Customer' orders for special packing instructions.

備註

此使用建議只作一般參考之用，使用額外的邁可達®防霉片或邁可達®防霉紙數量需根據所用材料、生產情況及過往紀錄而定。如有問題，請向邁可達有限公司查詢。請以客人之特定包裝要求為準。


3



Place the item being packed inside the carton and close the carton as quickly as possible.

將已包裝好的產品放入紙箱內，並盡快封箱。

4



Any unfinished rolls of Micro-Pak® Sheets should be placed back in the foil package and closed with tape for use as soon as possible.

請把待用的邁可達®防霉紙存放於錫紙袋內並用膠紙密封。