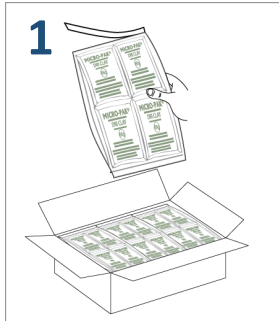


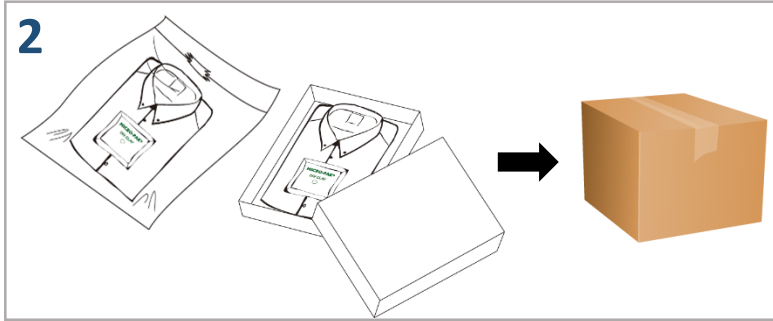
Apparel

Micro-Pak Dri Clay™ is easy to use. Just follow these simple steps:

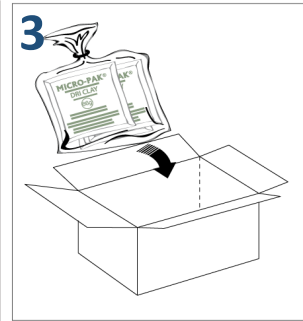
INDIVIDUAL POLYBAG OR BOX PACKED ITEMS



1
At the time of final packaging remove Dri Clay bags from the sealed polybag.

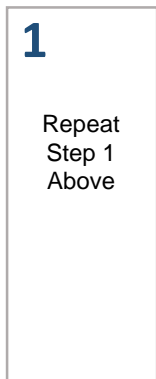


2
Place Dri Clay inside the polybag or box and seal it immediately. Pack item into master carton.

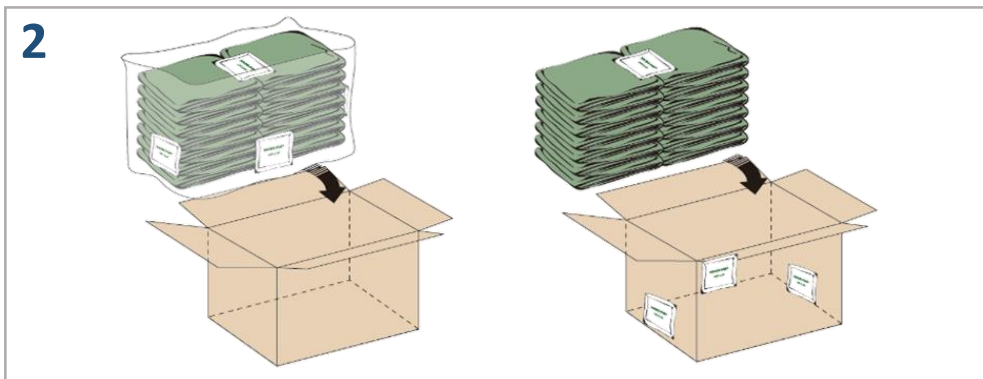


3
Store unused Dri Clay bags in the original polybag and seal it with tape. Store carton in a dry, cool place away from sunlight.

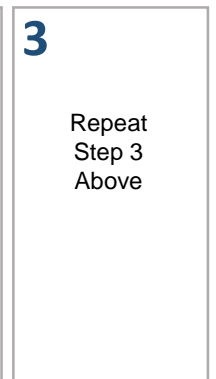
BULK PACKED ITEMS IN MASTER POLYBAG OR MASTER CARTON



1
Repeat Step 1 Above



2
Distribute Dri Clay evenly inside master polybag or master carton together with the goods. Seal the master carton immediately.



3
Repeat Step 3 Above

DRI CLAY DOSAGE EXAMPLES FOR INDIVIDUAL POLYBAG OR BOX PACKED ITEMS

The table below has example dosages for products of different sizes. For specific dosage requirements please follow the guidelines outlined on Page 2.

Product	Estimated Quantity of Dri Clay (g)		Product	Estimated Quantity of Dri Clay (g)	
Kids Clothing	2g – 6g		Pants	6g	
Underwear, lingerie, baseball cap, socks	2g		Light jackets, Sweatshirts	12 - 17g	
Shirt, short, skirt, scarf, large hat	4g		Heavy Outerwear, Winter Jackets	17 - 33g	

General Usage Guideline For Individual and Bulk Packed Items

Dri Clay is available in 5 different sizes – **2g, 6g, 17g, 33g, 66g.**

Dri Clay can be used with individually packed or bulk packed items. Calculate the volume of the packaging (polybag, box, carton) and use the guideline below to determine the minimum quantity of Dri Clay needed. Place the Dri Clay bags inside the packaging together with the product.

Small Items and Individually Packed Items

Package Volume		Minimum Weight of Dri Clay Needed (g)	Suggested Usage
(CU Inches)	(CU Meters)		
Up to 200	Up to 0.003	2	2g (1 piece)
Up to 400	Up to 0.007	4	2g (2 pieces)
Up to 1000	Up to 0.016	6	6g (1 piece)
Up to 2000	Up to 0.033	12	6g (2 pieces)

Large Items and Bulk Packed Items

Package Volume		Minimum Weight of Dri Clay Needed (g)	Suggested Usage
(CU Inches)	(CU Meters)		
Up to 3500	Up to 0.057	17	17g (1 piece)
Up to 5500	Up to 0.090	30	17g (2 pieces) or 33g (1 piece)
Up to 8000	Up to 0.131	45	17g (3 pieces)
Up to 12000	Up to 0.197	65	66g (1 piece) or 33g (2 pieces)
Up to 24000	Up to 0.393	130	66g (2 pieces) or 33g (4 pieces)
Up to 36000	Up to 0.590	195	66g (3 pieces) or 33g (6 pieces)
Up to 48000	Up to 0.787	330	66g (5 pieces) or 33g (10 pieces)
Up to 64000	Up to 1.049	460	66g (7 pieces) or 33g (14 pieces)

Remarks: You can put different sizes of Dri Clay bags into the packaging as long as the total weight of Dri Clay is not less than the minimum amount. Additional Dri Clay bags may be required depending on the sensitivity of the product to moisture damage, the season, and the severity of weather conditions. Please contact Micro-Pak at info@micropakltd.com for specific usage requirements and always refer to your customers' orders for special instructions.